



Summer Holidays Assignment (2025-2026)

Class III

Vacation time!

It would be a great idea to engage your creative mind and skilful hands with pencil, craft and splash of colours.

Make your holidays fruitful and add wings to your creations.



Dear students and parents

It's summertime when faces light up with smiles.

It's time for the children to play, relax and enjoy as summer vacation is the time they eagerly await for. Also, this is the time to unlock the days creatively making the most while at home. Along with the break, come many opportunities for your child to share new discoveries in reading, baking, gardening, painting, drawing and even composing their own songs or taking up any hobby.

Here are the ways by which you can make the holidays fun and meaningful at the same time :

- Provide your child with some quiet reading time. Set aside fifteen or twenty minutes each day for your child to relax and curl up with a good book.
- Ask your child to help you in doing small household chores like cleaning the cupboards, watering the plants, making the bed, serving meals. Helping in the kitchen can be fun too.
- Don't let them become a couch potato!! **REDUCE SCREEN TIME.** Instead make them play interesting games like Scrabble, Pictionary, and Chess etc.
- Encourage them to exercise or take up a sport and be fit.
- Take them to parks where they can spend time observing the wonders of blooming of flowers, sprouting of new leaves, rising or setting of the sun, flock of birds taking off or coming back to roost etc

As the school announces the summer break, we want to ensure that the children have a constructive vacation. With this thought some holidays' homework is being given which will keep the child active and observant. The work can easily be done by the students with a little assistance, only when required.

Follow the guidelines given by teachers to complete specific activities.



ENGLISH

- I. Read newspaper every day.
- II. Read a story book of your choice.
- III. Make a creative and informative poster on an A3 sheet
Roll no. 1 to 20- Nouns- Singular and Plural
Roll no. 21 onwards- Prepositions
- IV. Print the worksheet, solve it and paste it in your notebook.



WORKSHEET

Q. Punctuate and rewrite the following sentences wherever required.

a. be careful on the stairs

b. i love to read books

c. can you tie your shoelaces

d. i think june is the longest month

e. on saturday and sunday, i am going to the metro center

f. priya shanaya yash and riya are my friends

g. can you swim

h. dogs cats fish are nice pets

i. why were you absent yesterday

j. are there pens pencils books and erasers in the shop

Q. From the given box sort common nouns and proper nouns and write them in the space given.

cities	Samantha	dog	rivers	father	
car	Oreo	ocean	Rose	September	Kaveri
Taj Mahal	vegetable	Indian Ocean	Saturday		
girl	Europe	Ekansh	month	mountain	

COMMON NOUNS

PROPER NOUNS




हिंदी

- I. कक्षा में करवाए गए कार्य को याद करें।
- II. नियमित रूप से समाचार-पत्र और बाल - पत्रिकाएँ पढ़ें ।
- III. लेखनकार्य:-

नीचे दिए गई कार्य पत्रिका को उत्तर सहित कार्य पुस्तिका(notebook) में चिपकाओ।

प्रश्ना) नीचे दिए गए चित्र में रंग भरो और गद्यांश पढ़कर प्रश्नों के उत्तर दीजिए-


सुंदरवन नाम का एक जंगल था।उसमें खरगोश, भालू, लोमड़ी, और हिरन चार मित्र रहते थे।एक बार उन्होंने खेती करने की योजना बनाई। खरगोश ने गाजर बोई ,भालू ने खेत में पानी दिया,हिरन ने दौड़ दौड़कर खेत की रखवाली की-। जब फसल तैयार हुई,तो लोमड़ी ने सारी फसल काटी। खूब सारी गाजरें निकली सबने मिलकर प्रेम से खाई ।



१. जंगल का क्या नाम था?
२. जंगल में रहने वाले चार मित्र कौन-कौन थे ?
३. खरगोश ने क्या काम किया?
४. भालू ने क्या किया?
५. लोमड़ी ने क्या किया?

प्रश्न ii) नीचे दिए गए शब्दों को सही स्थान पर लिखो

भालू, समीर, नीता, दिल्ली, दीपिका, दूध, खुशबू, कल
कुरसी, बिहार, मेहनत, चावल, मनोज, विद्यालय, नेपाल



व्यक्ति	वस्तु	स्थान	जानवर/पक्षी	भाव

प्रश्न iii) निम्नलिखित शब्दों के वचन बदलो-

- 1 आँख _____ 2 बच्चा _____
- 3 तितली _____ 4 नाली _____
- 5 कलम _____ 6 दवाई _____
- 7 राखी _____ 8 लता _____
- 9 चूहा _____ 10 मिठाई _____



4. रचनात्मक कार्य:

नीचे दिए गए कार्य को अपने रोल नंबर के अनुसार करें-

1.भारत में मनाए जाने वाले राष्ट्रीय त्योहारों में से किसी एक त्योहार का चित्र चार्ट पर बनाओ। (उदाहरण- स्वतंत्रता दिवस, गणतंत्र दिवस)	(रोल नंबर 1-10)
2.भारत में मनाए जाने वाले धार्मिक त्योहारों में से किसी एक त्योहार का चित्र चार्ट पर बनाओ ।(उदाहरण- दिवाली, होली)	(रोल नंबर 11-20)
3. आकर्षक बुकमार्क बनाकर उस पर हिंदी के अनमोल वचन लिखिए।	(रोल नंबर 21- 30)
4 चित्र सहित कविता लिखे (चार्ट पर) ।	(रोल नंबर 31- अंत तक)

MATHEMATICS

- 1) Make a separate **thin** notebook to do the following work.
 - Memorize and write multiplication tables from 2-20.
- 2) Practice Mental Math work.
- 3) Practice the worksheets given at the end of Chapter -1 and 2 of your **Mathspark book**.
- 4) Revise the syllabus done so far for **Periodic Test - 1**.

Projects:


- 1) Construct a functional clock and represent the hours using Roman numerals. Make sure to add the hour and minute hand to complete your clock.



- 2) **Create math artwork on an A4/A3 sheet using geometrical shapes.**

For Example: rangoli patterns, paper mosaic with triangles and Squares, 3D shape models using straws or paper.

Note: “The images below are for reference only. Please generate original ideas”



- 3) **Let's go on a money adventure Around The World!**

Research and identify the currency used in three different countries (for example, the Dollar and the Euro). For each country, affix an image of its currency, along with the country's name and currency symbol, onto an A4-sized sheet.


ART & CRAFT

1. Design a beautiful birthday card from an A-3 size pastel sheet. Few pictures have been attached for reference.
2. Design a basket from ice cream sticks/ wool/ paper glass etc. For reference, a Few links have been shared:-

<https://youtu.be/uuVwRCTQYzQ?si=Qb28QYDf4z21nWnz>

<https://youtu.be/SWR2BR-Ouf0?si=TmLe5Ab0TKQZGqkd>

<https://youtu.be/MNxbhXVw5mo?si=oWFPfHxTgYv5qzJl>



GENERAL KNOWLEDGE

A. “Around the World” Passport Project

Create a passport using colour A4 size sheet and choose the place where you wish to go with your family.

Paste the picture of famous food, clothes, festivals, dance forms, historical monuments etc of that place.

B. Read the newspaper daily and stay updated with the current news.

C. Revise the work done in class.

D. Do the given worksheet and paste it in your G.K notebook



WORKSHEET

A. Fill in the blanks with correct option.

1. _____ (Rose/Lotus) is the national flower of India.
2. _____ (Pumpkin /Potato) is the national vegetable of India.
3. The highest waterfall in India is _____ (Marine/Kunchikal).
4. The highest dam in Uttarakhand is _____ (Tehri/Hirakud).

B. From the given help box, write the name of the following dance forms.

Kathakali, Bihu, Manipuri, Kuchipudi, Gaudiya Nritya

1. Andhra Pradesh- _____
2. Assam- _____
3. Kerala- _____
4. Manipur- _____
5. West Bengal- _____



C. Name the places where they are located.

1. Hawa Mahal- _____
2. India Gate- _____
3. Taj Mahal- _____
4. Charminar - _____

D. Match the following:

Column A	Column B
1. The valley of Gods.	a) Gangtok
2. The queen of hills.	b) Kullu and Manali
3. The capital of Sikkim.	c) Kashmir (Gulmarg)
4. The meadows of flowers.	d) Mussoorie

E. Draw and colour the national flag of India and write what do the three colours represent.

ENVIRONMENTAL STUDIES

1. Make a model using different materials like cotton, twigs, dry leaves, bamboo sticks, chart paper, etc. to make the following models according to your roll numbers

1) Roll no. 1 to 12

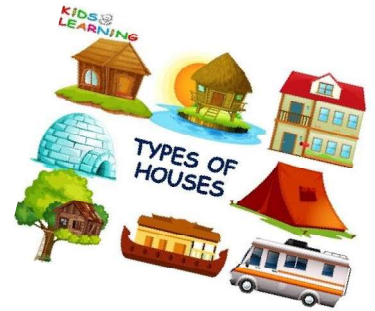
Different types of special houses like igloo, stilt house, tent

2) Roll no. 13 to 24

Different types of nests

3) Roll no. 25 onwards

Any one resource of water like well, tubewell, hand pump etc.



2. Draw your safe circle on an A4 size sheet and paste pictures of people with whom you feel safe with. (Refer to page 60 of chapter 9 from EVS Book)

3. Paste pictures of 3 bins (green, blue, red) and mention at least 2-3 items for which they are used on an A4 size sheet. (Refer to page 69 of Chapter -11)

4. International Yoga Day is celebrated on 21st June. Click your pictures doing different Yoga Asanas and paste 2-3 pictures on an A4 size sheet mentioning the names of the asana under the heading of International Yoga Day.

5. Revise all the work done in EVS notebook from chapter 1-4.